

M 19

Primary Li-MnO₂ cell

3 V lithium manganese dioxide short D-size spiral cell

Saft's M 19 cell is ideally suited for applications requiring high energy and long operating life, with stable voltage under high discharge in - 40°C / + 72°C environment.

Benefits

- High drain / high pulse capability
- High voltage response, stable during most of the lifetime of the application even after long dormant periods
- High capacity at high current and low temperature
- Low self-discharge compatible with long operating life (less than 1% after 1 year of storage at + 20°C)
- Superior resistance to corrosion
- Low magnetic signature

Key features

- Spiral construction
- Hermetic construction with glass-to-metal seal
- Stainless steel container
- Integrated safety vent
- Non-corrosive electrolyte
- Non-pressurized at room temperature
- Restricted for transport (Class 9)
- Made in Germany

Designed to meet all major quality, safety and environmental standards

- Safety: UL 1642 (File MH 61234), IEC 60086-4
- Transport: UN 3090 and UN 3091
- Military: VG96915 part 2 and part 154
- Quality: ISO 9001, Saft World Class Continuous program
- Environment: ISO 14001

Typical applications

- Radio communications
- Utility metering
- Alarms and security systems
- ELTs, EPIRBs
- Tracking systems
- GSM/GPRS communication



Electrical characteristics

(Typical values relative to cells stored up to one year at + 30°C max)

Nominal capacity (at 150 mA, + 20°C, 2.0 V cut-off) ⁽¹⁾	10.3 Ah
Open circuit voltage (at + 20°C)	3.2 V
Nominal voltage (under 1 mA at + 20°C)	3.0 V
Nominal energy (at 150 mA, + 20°C, 2.0 V cut-off)	29 Wh
Pulse capacity ⁽²⁾	up to 7.5 A
Recommended maximum continuous discharge current ⁽³⁾	3.0 A

Operating conditions

Operating temperature range ⁽⁴⁾	- 40°C / + 72°C (- 40°F / + 161°F)
Storage temperatures	Recommended + 30°C (+ 86°F) max
	Allowable ⁽⁵⁾ - 55°C to + 90°C (- 67°F / + 194°F)

Physical characteristics

Diameter (max)	33.5 mm (1.32 in)
Height for the tabbed version (max)	58.5 mm (2.30 in)
Height for the version with +/- end caps (max)	59.5 mm (2.34 in)
Typical weight	105 g
Li metal content	approx. 3.1 g

⁽¹⁾ Dependent upon current drain, temperature and cut-off.

⁽²⁾ Dependent upon pulse characteristics, temperature, cell history and application. Higher rates are available under certain circumstances

⁽³⁾ To maintain cell heating within safe limits. Battery packs may imply lower level of maximum current and may request specific thermal protection. Consult Saft.

⁽⁴⁾ Operating temperatures up to + 85°C can be achieved. Consult Saft.

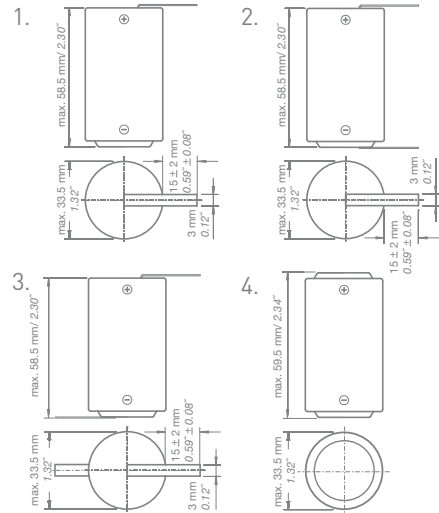
⁽⁵⁾ Long time storage at high temperature may affect performances. Consult Saft.



SAFT

Termination & part numbers

- 1. + tab (radial tab on positive terminal): 4142050403
- 2. C tab (radial tabs on positive & negative terminals): 4142050203
- 3. Z tab (radial tabs on positive & negative terminals): 4142050703
- 4. +/- end caps (incl. PTC): 4142057103
- Other configuration available on request



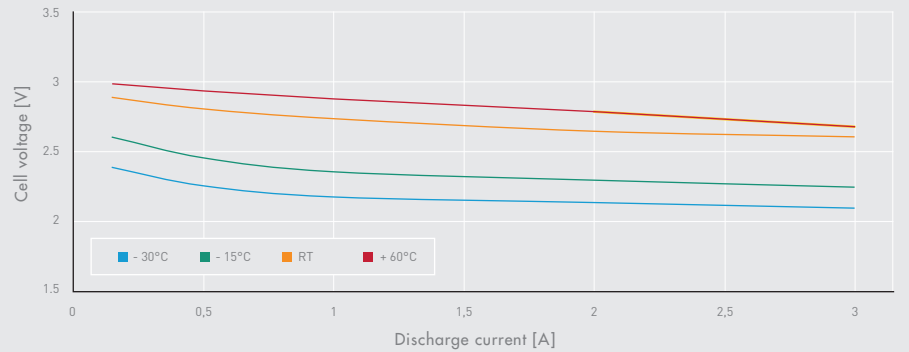
Storage

- The storage area should be clean, cool (preferably not exceeding + 30°C), dry and ventilated.

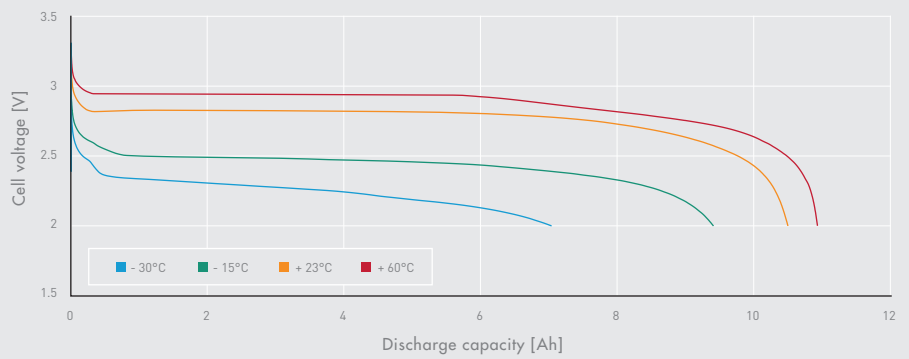
Warning

- Fire, explosion and burn hazard.
- Do not recharge, short circuit, crush, disassemble, heat above + 100°C (+ 212°F), incinerate, or expose contents to water.
- Do not solder directly to the cell (use tabbed cell versions instead).
- Do not obstruct venting mechanism.

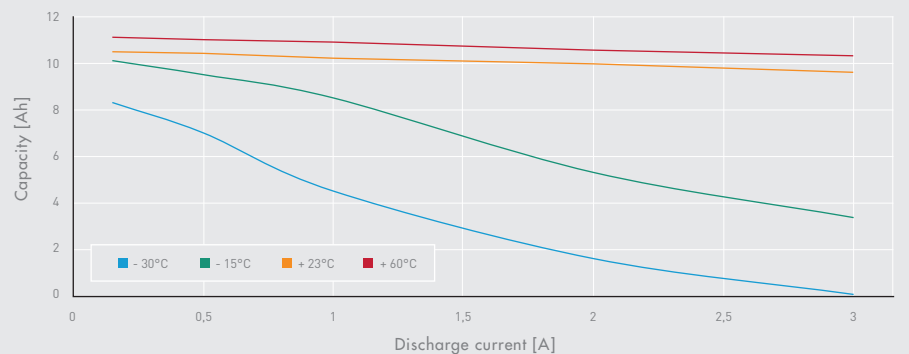
Mid-discharge voltage vs. current at various temperatures



Discharge curves at 500 mA at various temperatures



Capacity vs. current at various temperatures



Doc N°: 31122-2-1116

Edition: November 2016

Information in this document is subject to change without notice and becomes contractual only after written confirmation by Saft.

Published by the Communications Department

Photo credit: Saft

Produced in FR by Soyouzgraphic / Cap Interactif